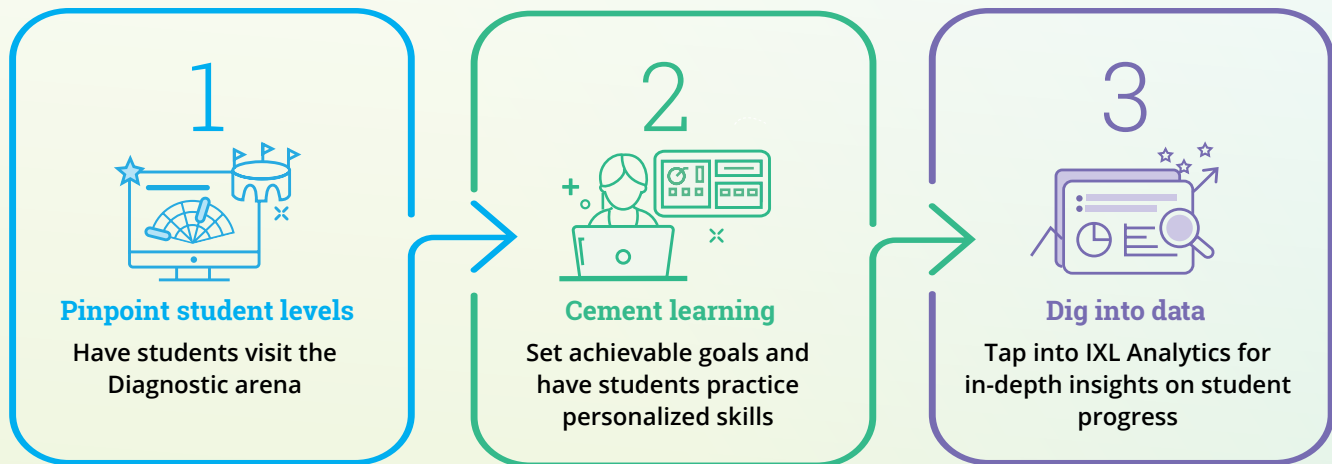


STEPS TO SUCCESSFUL IMPLEMENTATION

IXL's powerful analytics and personalization tools make it easy to set practical goals and progress monitor for every student.

At the beginning of every grading cycle:



LET'S TAKE A CLOSER LOOK AT HOW IXL SUPPORTS ONGOING PROGRESS MONITORING

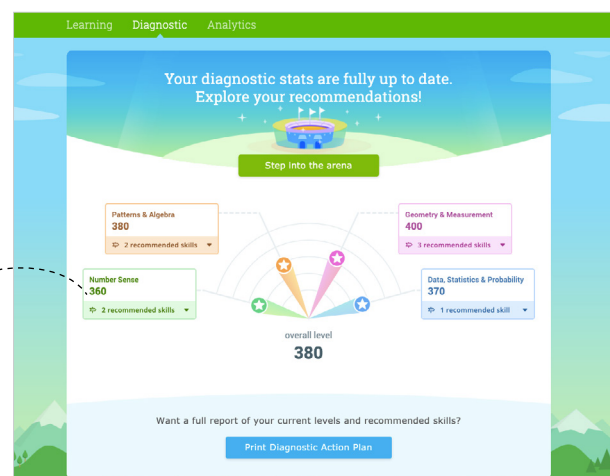
1.

Pinpoint student levels



Have students step into the Diagnostic arena and answer questions until all of their levels have been pinpointed. This can be done in multiple sessions: It only takes 45 minutes to get pinpointed on a subject, and an additional 2 hours spread out through the school year to keep those levels up to date.

Tip: Diagnostic levels correspond to grade levels. For example, a score of 300 indicates readiness to begin working on grade 3 skills.



2.

Cement learning

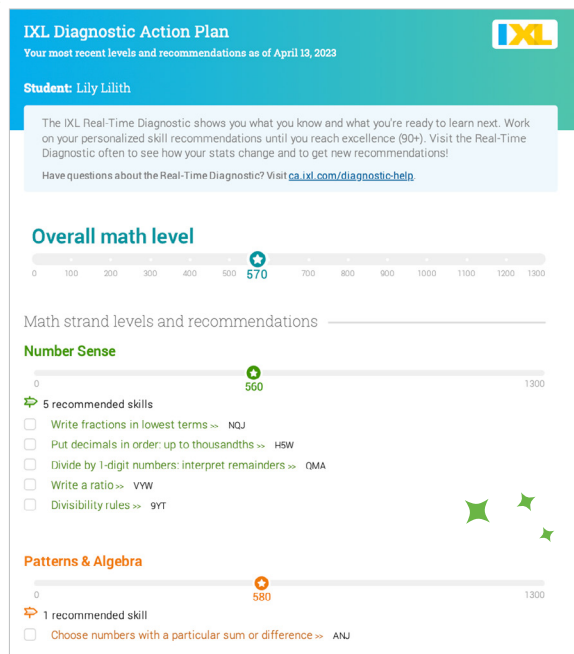
With insights from the diagnostic, IXL creates a personalized action plan for each student.

Set achievable goals

Use each student's individual action plan to set attainable goals for this grading cycle. Focus IEP goals around the lowest strand(s) and the recommended skills for that lowest strand.

Set a SmartScore goal of 80 (proficiency), then encourage students to strive for excellence (90) or mastery (100) if they feel ready.

Pro Tip: Share the printed report with parents during IEP meetings for concrete next steps they can implement at home.



Practice personalized skills

Have each student click directly on their recommended IXL skills to practice them. They will be able to identify their strengths and weaknesses, own their learning, close gaps, and build confidence.

Student: Victor Heath

Recommendations

Here are all the math and English language arts skills recommended just for you, based on what you've been working on recently. Explore the different types of recommendations, and click on any skill you'd like to try!

★ 2 skills suggested by your teacher

Compound subjects and objects with "I" and "me"
Grade 6 (83)

Select the correct pronoun to complete the sentence.

When Jack and I sat into our grilled cheese sandwiches, melted cheese oozed out the sides.

☐ I ☐ me

☒ Keep at it Last practiced on October 23, 2022

Prime and composite numbers
Grade 5

Is 59 a prime number or a composite number?

☐ prime number ☐ composite number

☒ Try something new

Interpret charts and graphs to find the mean
Grade 5

Help Jettied down how many baskets he made during basketball practice each day.

| Day | Number of baskets |
|-----------|-------------------|
| Monday | 43 |
| Tuesday | 35 |
| Wednesday | 28 |
| Thursday | 20 |
| Friday | 31 |
| Saturday | 27 |
| Sunday | 7 |

What is the mean of the numbers?

☒ Next up Because you excelled in PE4 on October 16, 2022

Use personification
Grade 6

Select the sentence that uses personification.

In the middle of the grafting files, I encountered a bidding stream that enabled me to stop for a drink.

At first, the key turned in the lock and then slipped into place.

My hair refuses to behave in this humid weather!

☒ Try something new

Find the mean
Grade 4



3.

Dig into data

For progress monitoring: Questions Log

Progress monitor individual student's work on specific skills using the Questions Log. Easily uncover any patterns or misconceptions in their work for an effective reteach.

Pro tip: Click "Show missed questions only" and "Hide correct answers," then print the report to create a helpful worksheet for one-on-one review with each student.

Questions answered

SESSION 2: Tuesday, April 11 | 11:04 - 11:04 a.m. SmartScore: 0 → 21

87 of 87
Question
What is 2469 rounded to the nearest hundred?
2460 2500 2200 2400
Correct answer
2460 2500 2200 2400
Mia Molina answered
2460 2500 2200 2400

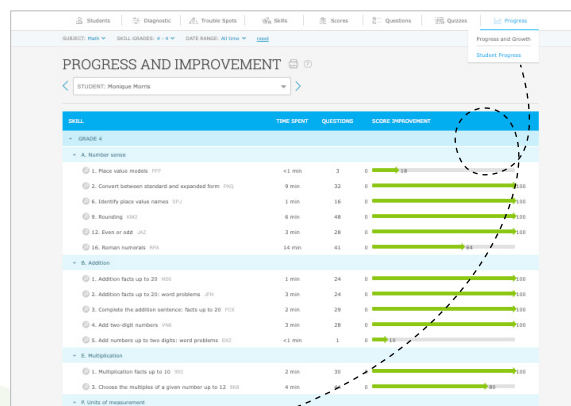
86 of 87
Question
What is 524 rounded to the nearest ten?
530 600 520 500
Correct answer
530 600 520 500
Mia Molina answered
530 600 520 500

85 of 87
Question
What is 7086 rounded to the nearest hundred?
7000 7100 6600 7090
Correct answer
7000 7100 6600 7090
Mia Molina answered
7000 7100 6600 7090

For annual IEP review: Progress and Improvement

Visualize the growth your student has made on specific IXL skills, and see every skill they practiced and their score progression for each.

Use this report to identify strengths and weaknesses, and along with the Diagnostic Action Plan, set new goals for the coming school year.



Tip: Get to this report quickly from here!