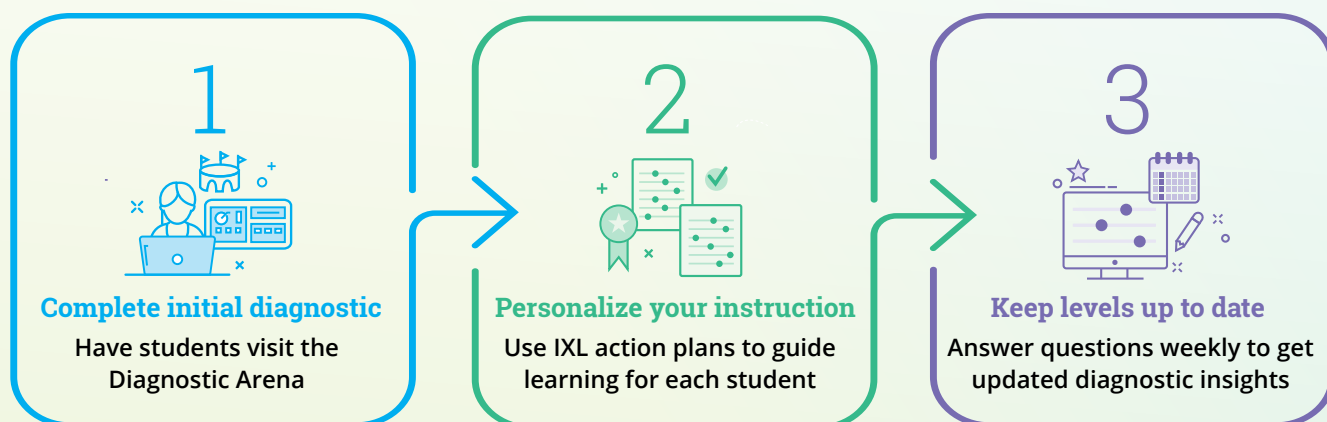


STEPS TO SUCCESSFUL IMPLEMENTATION

The IXL Real-Time Diagnostic helps you assess your students' grade-level proficiency in both math and English language arts. Getting started is simple!



LET'S TAKE A CLOSER LOOK AT HOW YOU CAN GET STARTED WITH THE IXL REAL-TIME DIAGNOSTIC

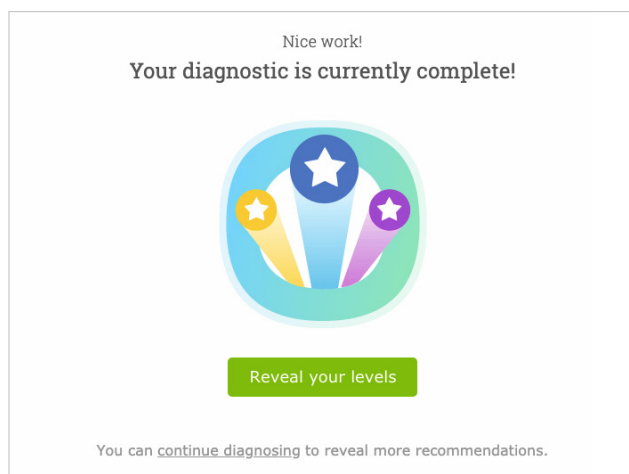


1.

Complete initial diagnostic

Visit the Diagnostic Arena

Have students answer diagnostic questions until all of their levels are up to date. It only takes students about 45 minutes to get full diagnostic stats in one subject.



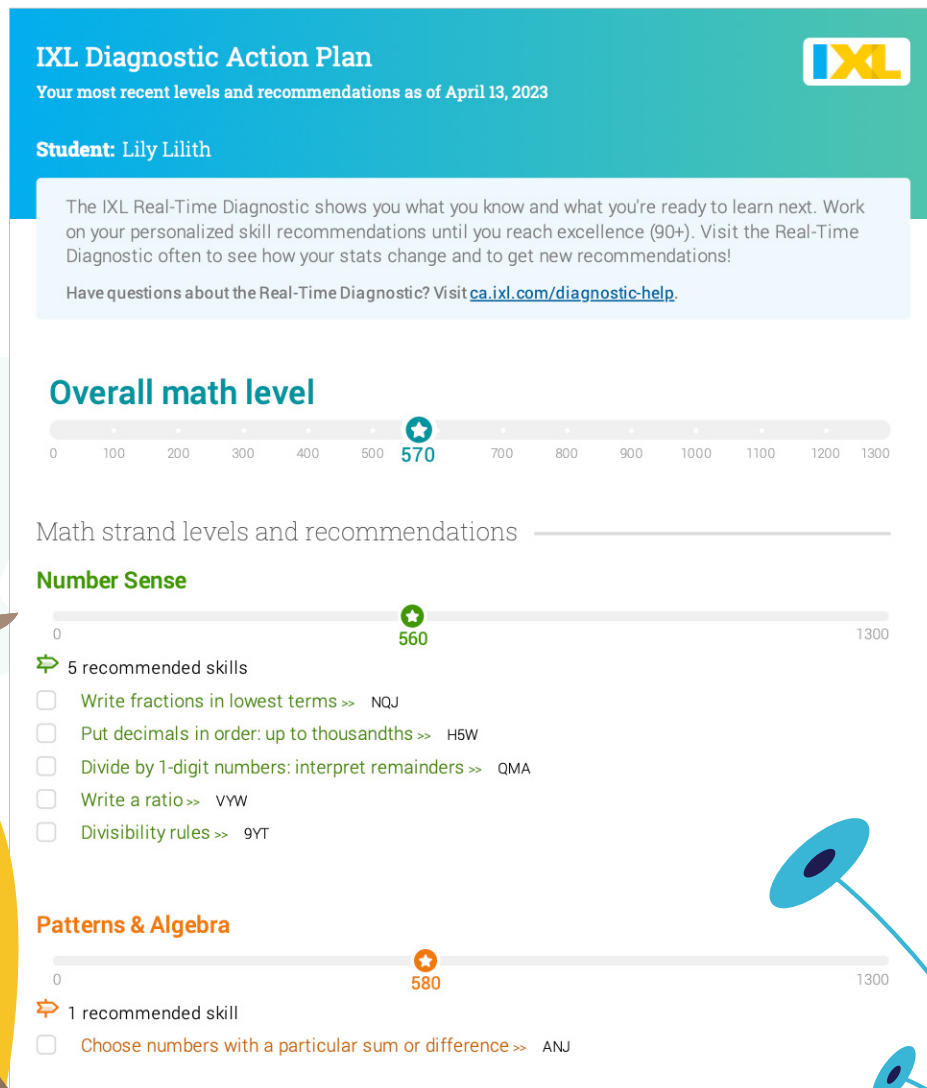
This is what students will see once they've completed the initial diagnostic.

2.

Personalize your instruction

Encourage students to follow their action plan from IXL

Using insights from the diagnostic, IXL creates a personalized action plan for each student. Have your students click directly on their recommended IXL skills to start closing gaps and making progress right away.




3.

Keep levels up to date

The IXL Real-Time Diagnostic can give you up-to-the-minute information on your students' knowledge every day with these two simple steps:

Answer 10-15 diagnostic questions per week

With just a handful of diagnostic questions each week, your students' levels will stay up to date and ensure you always have timely insights on how to support them.



Work on IXL skills regularly

When students work in IXL skills, their progress is automatically incorporated into their diagnostic levels so that you have a full, meaningful portrait of your students' knowledge.

